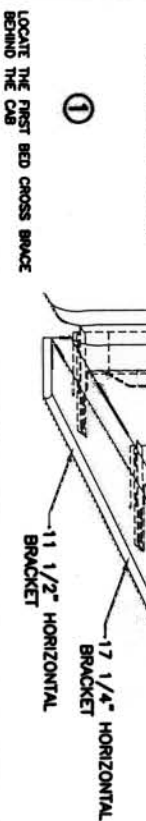


DRILLING INTO BODY AND FRAME IS REQUIRED.

**INSTALLATION PARTS LIST:**

QTY.	DESCRIPTION	QTY.	DESCRIPTION
1	RUNNING BOARD 1 DRIVER & 1 PASSENGER	28	5/16" CUP NUT
1	STONE GUARD 1 LEFT & 1 RIGHT	24	5/16-18 HEX WASHER HEAD NUT
8	3/8"x1 SELF TAPPING SCREW	4	FLAT BRACKET, FL74
6	#14x3/4" SHEET METAL SCREW	4	FLAT BRACKET, FL73 D&P
8	1/4x5/8" SQUARE HEAD SCREW	2	HORIZONTAL BRACKET, SUPPORT, 3124F
8	1/4-20 HEX NUT	2	HORIZONTAL BRACKET, 17 1/4", 3124G
1	END CAP 1 LEFT & 1 RIGHT	4	#14 X 3/4 TEK SCREW
2	22 1/4" ANGLE STRAP, AS010		

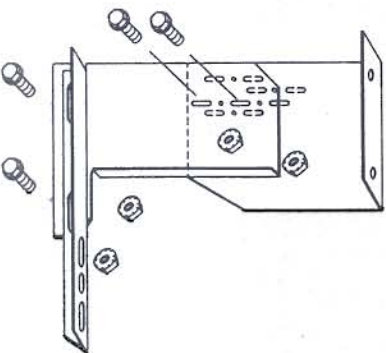
**TOOLS REQUIRED:** 5/16" DRILL • 1/2" HEX SOCKET • 1/2" WRENCH • 5/16" NUT DRIVER • 3/8" NUT DRIVER

**BOX BRACKET LOCATION (DRIVERS SIDE SHOWN)**


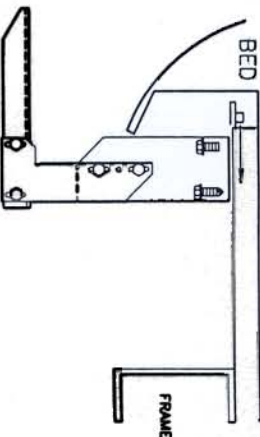
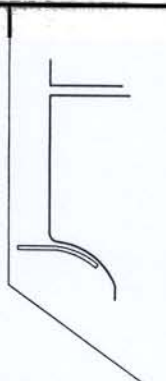
LOCATE THE FIRST BED CROSS BRACE BEHIND THE CAB

**1**

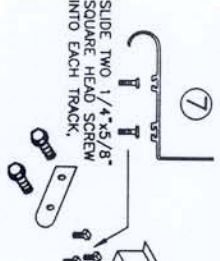
 11 1/2" HORIZONTAL BRACKET  
17 1/4" HORIZONTAL BRACKET

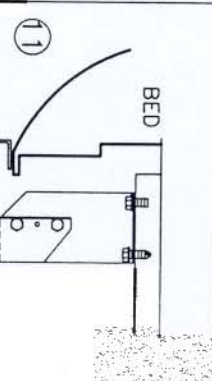
**2** BRACKET ASSEMBLY ASSEMBLE WITH 5/16" BOLTS

**3**

PREDRILL A 5/16" HOLE NEAR THE END OF THE CROSSBRACE SLIDE NUT INTO END OF CROSS BRACE AT BRACKET LOCATION


 MOUNT AT LOCATION SHOWN AT **1**
**4** BEND STONE GUARD BY HAND AND KNEE TO FIT THE WHEEL WELL BEFORE INSTALLING TO RUNNING BOARD

**5**

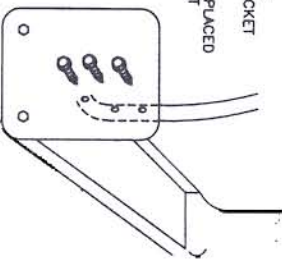
FASTEN REAR STONE GUARD TO BOARDS WITH 3/8" SELF TAPPING BOLT. BEND STONE GUARD BY HAND AND KNEE TO FIT THE WHEEL WELL


**6** REMOVE FACTORY SCREW AT THIS HOLE LOCATION. IT HOLDS THE FENDER TO A FENDER BRACE

**8** INSTALL END CAP TO BOARD WITH 3/8" SELF TAPPING BOLT

**11** SECURE BOARD TO BRACKET WITH (2) 1/4" NUTS

**9**

HOLD BOARD IN PLACE, WITH THE FRONT RESTING ON THE BOX BRACKET. NOTE: BE SURE THAT 1/4" BOLTS ARE PLACED INTO THE BRACKET STEP SUPPORT


 DUALY FENDER  
BOX BRACE

**13**

ATTACH THE TOP OF THE 22 1/4" ANGLE STRAP TO THE BOX BRACE. DRILL THE 5/16" HOLE THROUGH THE BOX BRACE AND ASSEMBLE WITH A 5/16" NUT AND BOLT

**12** INSTALL THE 22 1/4" STRAP BETWEEN THE BOARD AND THE FENDER. REINSTALL THE FACTORY BOLT MAKE SURE THE FACTORY BRACE IS INSTALLED

**14**

WITH BOARD LEVEL TIGHTEN ALL LOOSE BOLTS

HENROX IN227 08/12/03

**15**

REPEAT FOR OTHER SIDE